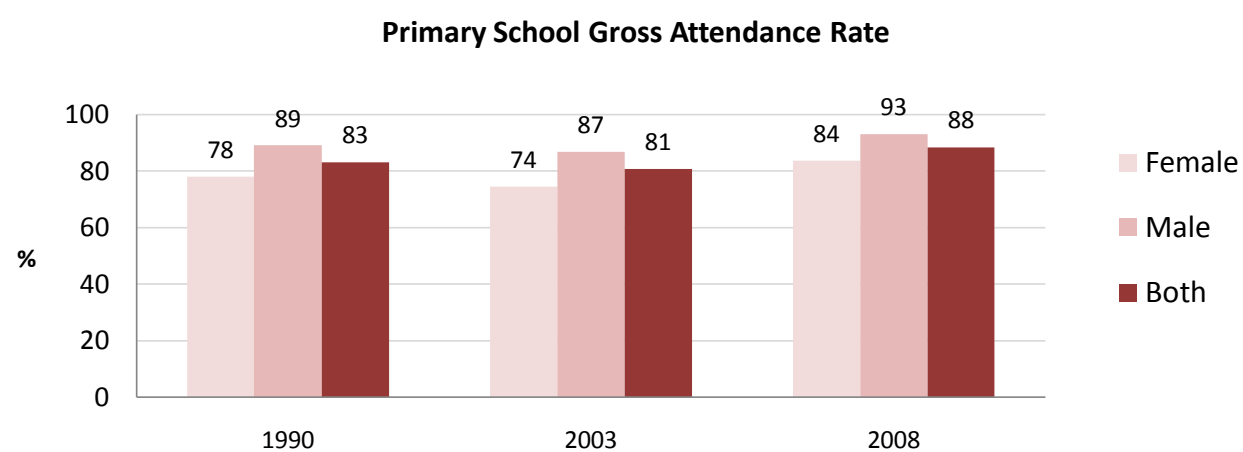
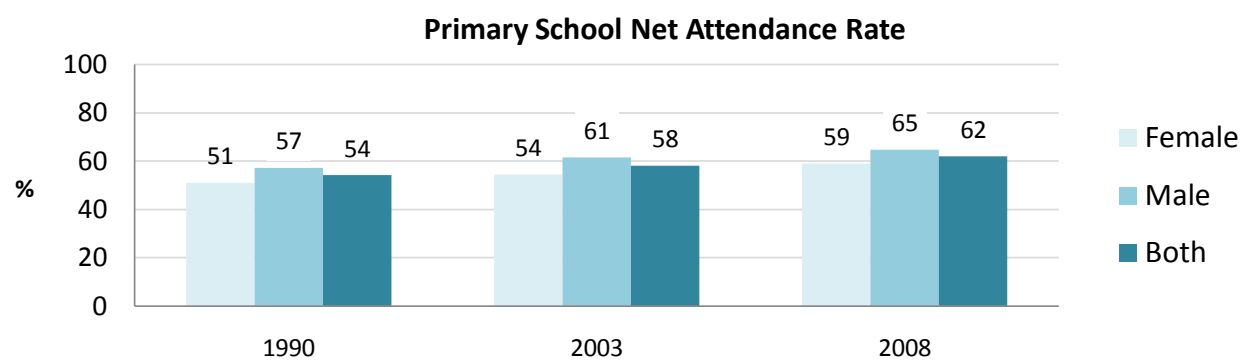


Primary School Net and Gross Attendance Rates, Nigeria

Almost two thirds of school age children in Nigeria attend primary school. Boys are slightly more likely to attend than girls.

- 62% of children ages 6-11 attend primary school.
- 65% of boys ages 6-11 attend school, compared to 59% of girls.
- There has not been much progress in primary school attendance in Nigeria in 18 years, with net attendance rates increasing from 54% in 1990 to only 62% in 2006.

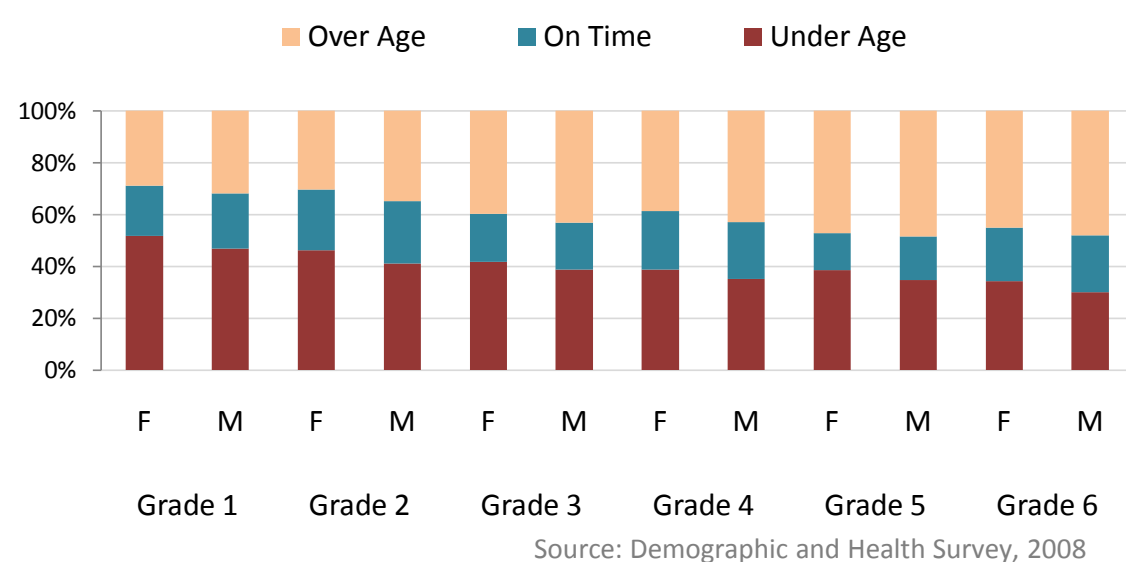


Many children attending primary school are outside of the official age range. This is reflected in the difference between net and gross attendance rates. This can have tremendous impact on the educational infrastructure, the experience in the classroom, and educational planning.

The net attendance ratio (NAR) is the percentage of the official primary school-age population that attends primary school. The gross attendance ratio (GAR) is the total number of students attending primary school - regardless of age - expressed as a percentage of the official primary school-age population.

Over-Age, Under-Age, and On-Time Students in Primary School, Nigeria

Only about 20% of primary school students are in the appropriate grade for their age; the on-time proportion declines in the higher grades.



- 41% of the male primary school students and 37% of the female students are over-age.
- The percentage of males who are over-age ranges from 32% to 48%. The percentage for females ranges from 29% to 47%.
- About 40% of primary school students are younger than the official age for the grade that they are attending.

The Implications of Over-Age/Under-Age Students

For the system: Both late entry into primary school and grade repetition can cause children to be over-age for their grade. High repetition rates indicate inefficiency in the education system.

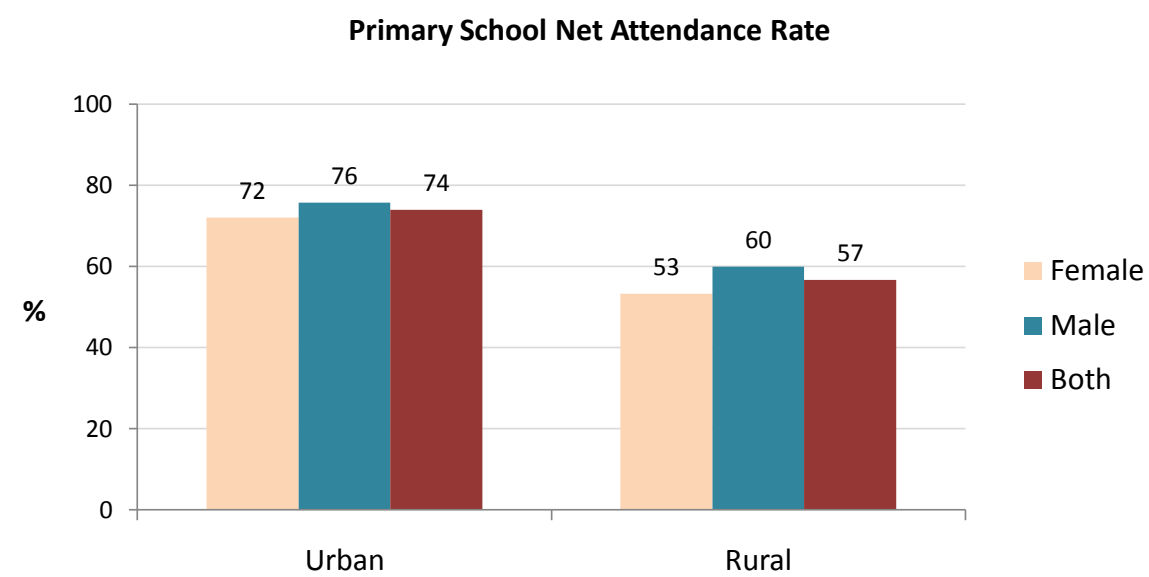
In the classroom: Large numbers of over-age students present a challenge for teachers who must teach a more diverse group with differing levels of maturity and school preparedness.

Students are considered to be on time if they are at the official age for the grade; over age if they are one or more years older; and under age if they are one or more years younger.

Primary School Net Attendance Rate in Urban and Rural Areas, Nigeria

Children in urban areas are more likely to attend school than children in rural areas.

- In urban areas, 74% of children of primary school age attend school, compared to 57% in rural areas.



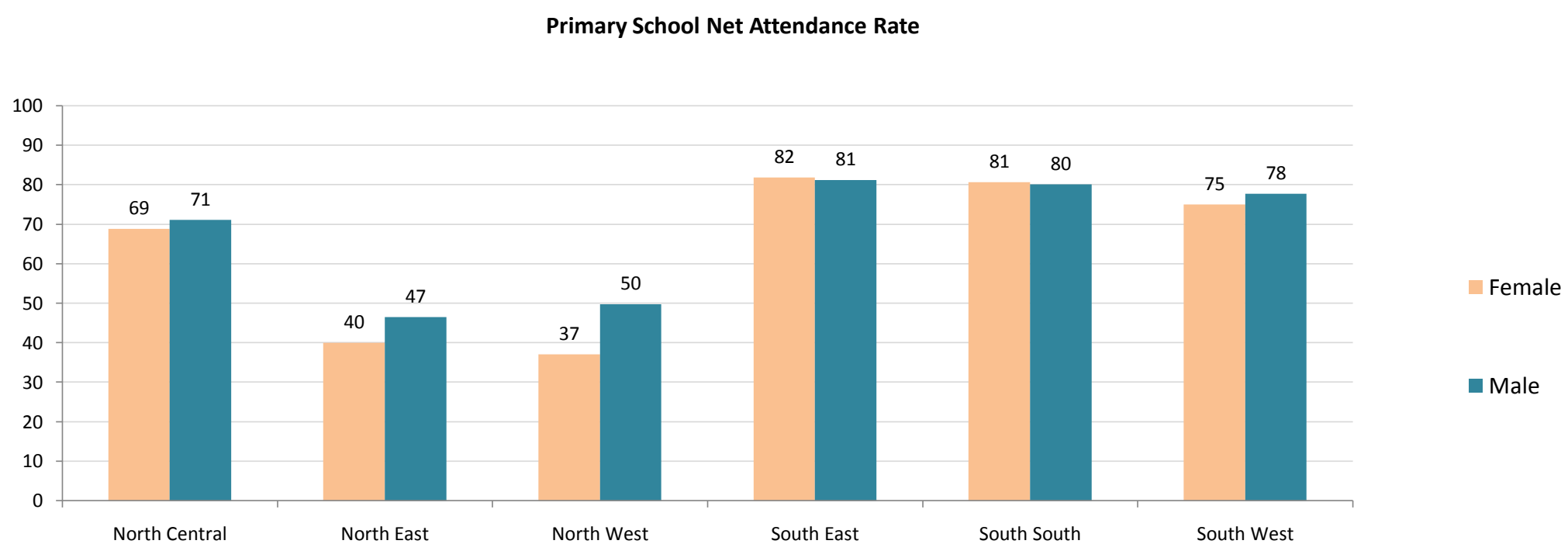
Source: Demographic and Health Survey, 2008

- Gender disparity appears to be slightly higher in rural areas than in urban areas.

Primary School Net Attendance Rate by Region, Nigeria

There are large regional disparities in primary school attendance in Nigeria.

- Primary net attendance is highest in the South East region (81%); attendance is lowest in the North West region (43%).
- Gender disparity is lowest in the South South region and highest in the North West region.
- In 2 of the 6 regions, less than a half of children of primary school age attends school.

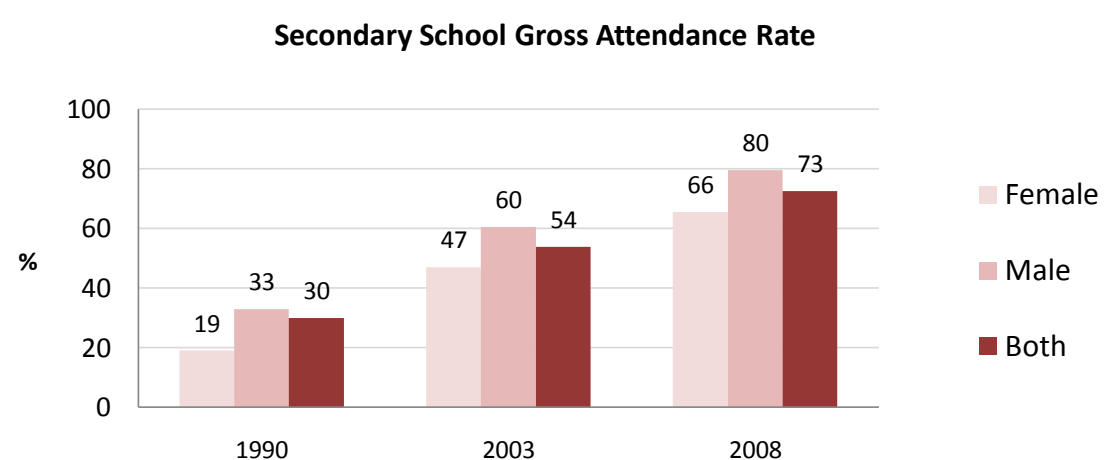
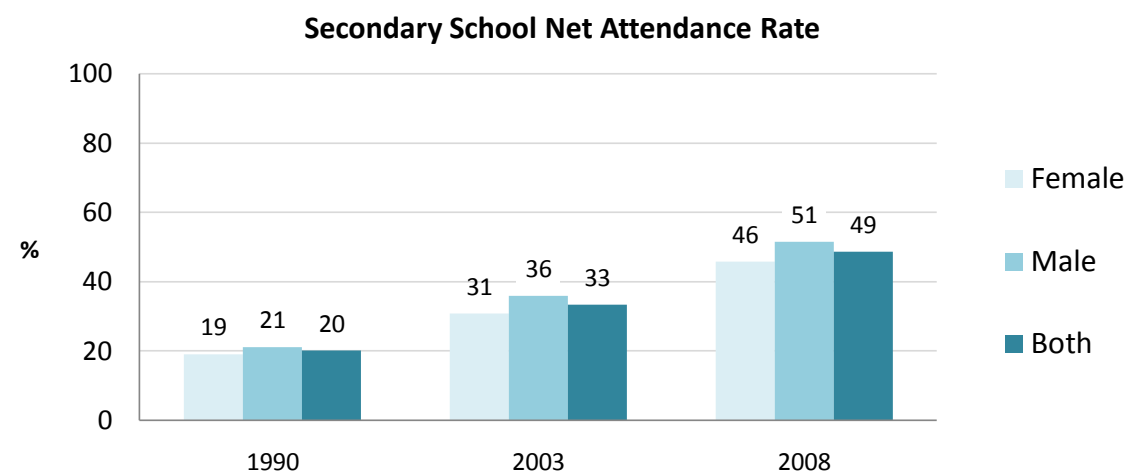


Source: Demographic and Health Survey, 2008

Secondary School Net and Gross Attendance Rates, Nigeria

Less than a half of secondary school age youth attends school. Males are slightly more likely to attend than females.

- 49% of youth ages 12-17 attend secondary school.
- 51% of males ages 12-17 attend school, compared to 46% of females.
- Students over or under the official secondary school age range make up 24% of the secondary school age population.
- Secondary school net attendance rates gradually increased in 18 years from 20% in 1990 to 49% in 2008.

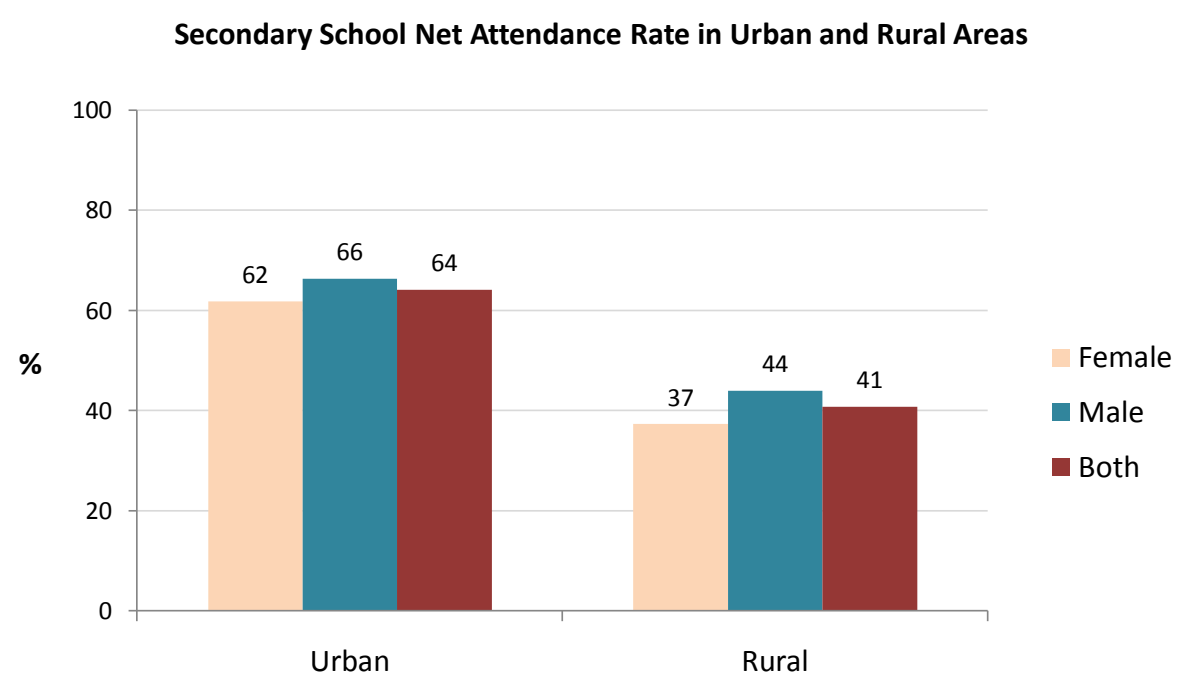


Source: Demographic and Health Survey

Secondary School Net Attendance Rate in Urban and Rural Areas, Nigeria

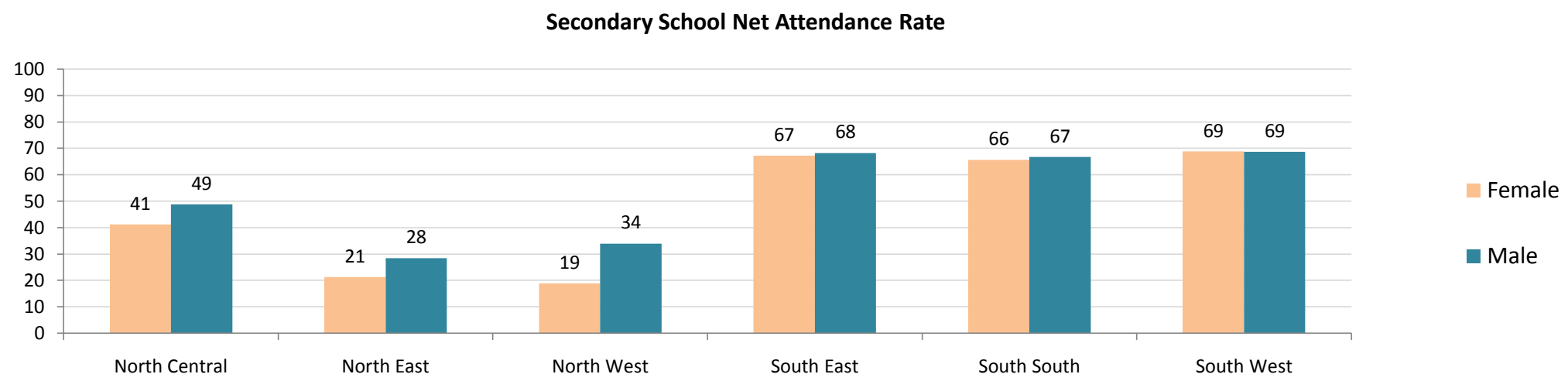
There are more youth attending secondary school in urban areas as compared to rural areas.

- In urban areas, 64% of children of secondary school age attend school, compared to 41% in rural areas.
- Gender disparity in favor of males appears to be higher in rural areas than in urban areas.



Source: Demographic and Health Survey, 2008

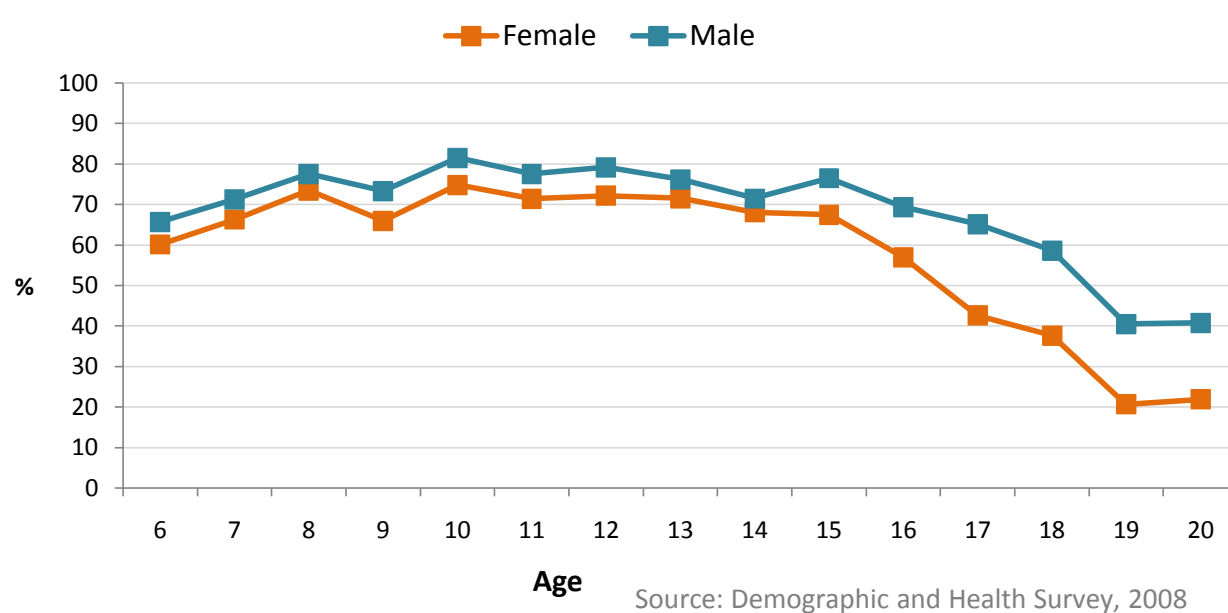
Secondary School Net Attendance Rate by Region, Nigeria



Source: Demographic and Health Survey, 2008

- Secondary net attendance is highest in the South West region (69%); attendance is lowest in the North East region (25%).
- Gender disparity is highest in the North West region and lowest in the South West region.

School Attendance by Age and Sex, Nigeria

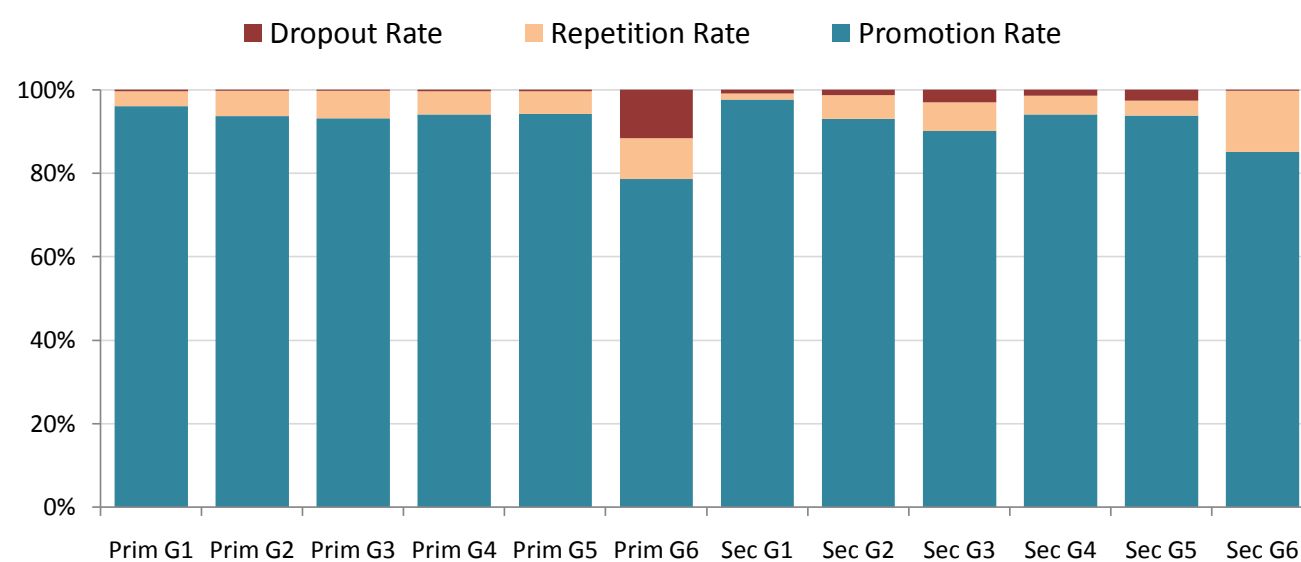


Source: Demographic and Health Survey, 2008

- The percentage of males attending school is higher than females at every grade.
- For both females and males the highest attendance rate is at age 10, 75% and 81% respectively.

Repetition, Dropout, and Promotion Rates by Grade, Nigeria

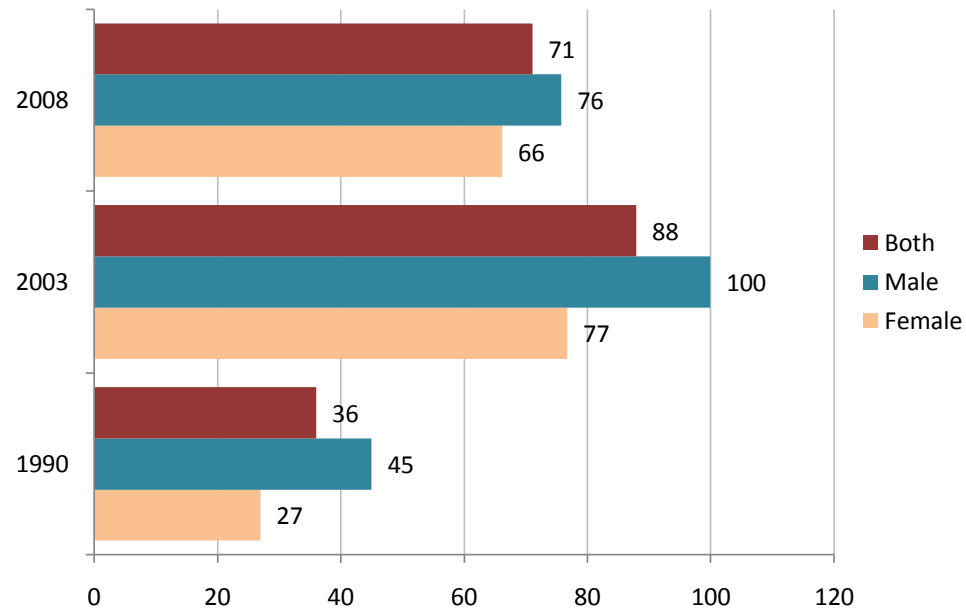
- Repetition rate ranges from 2% in grade 1 of secondary school to 15% in grade 6 of secondary school.
- Dropout rate is highest in grade 6 of primary school (12%) and lowest in grade 2 of primary school (0%).



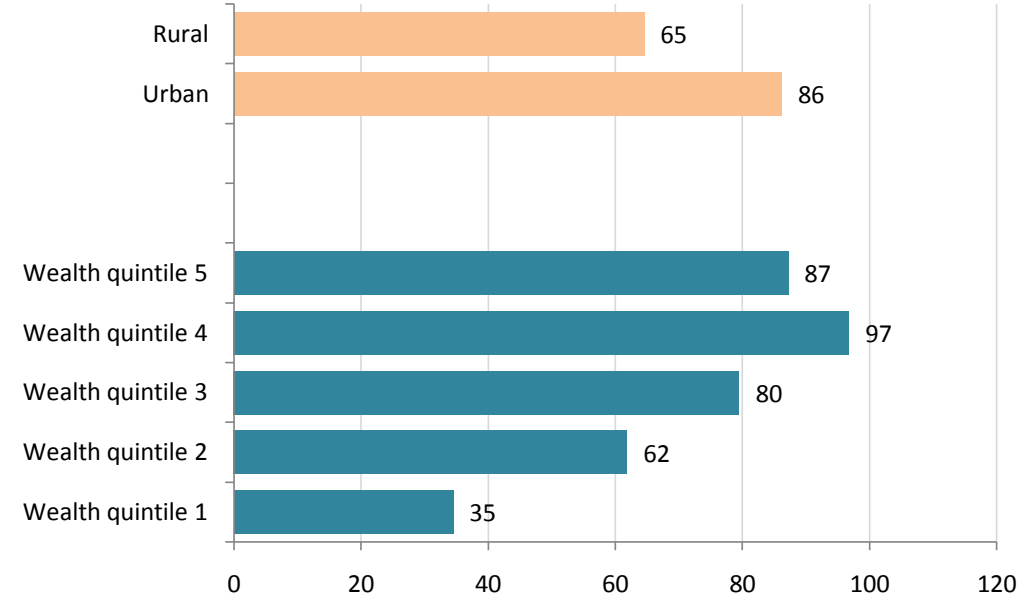
Source: Demographic and Health Survey, 2008

Primary School Completion Rates, Nigeria

- Primary school completion rates decreased from 88% in 2003 to 71% in 2008.
- The probability of completing primary school is higher in urban than rural areas and does seem to be correlated with the wealth of the student's household.



Source: Demographic and Health Survey



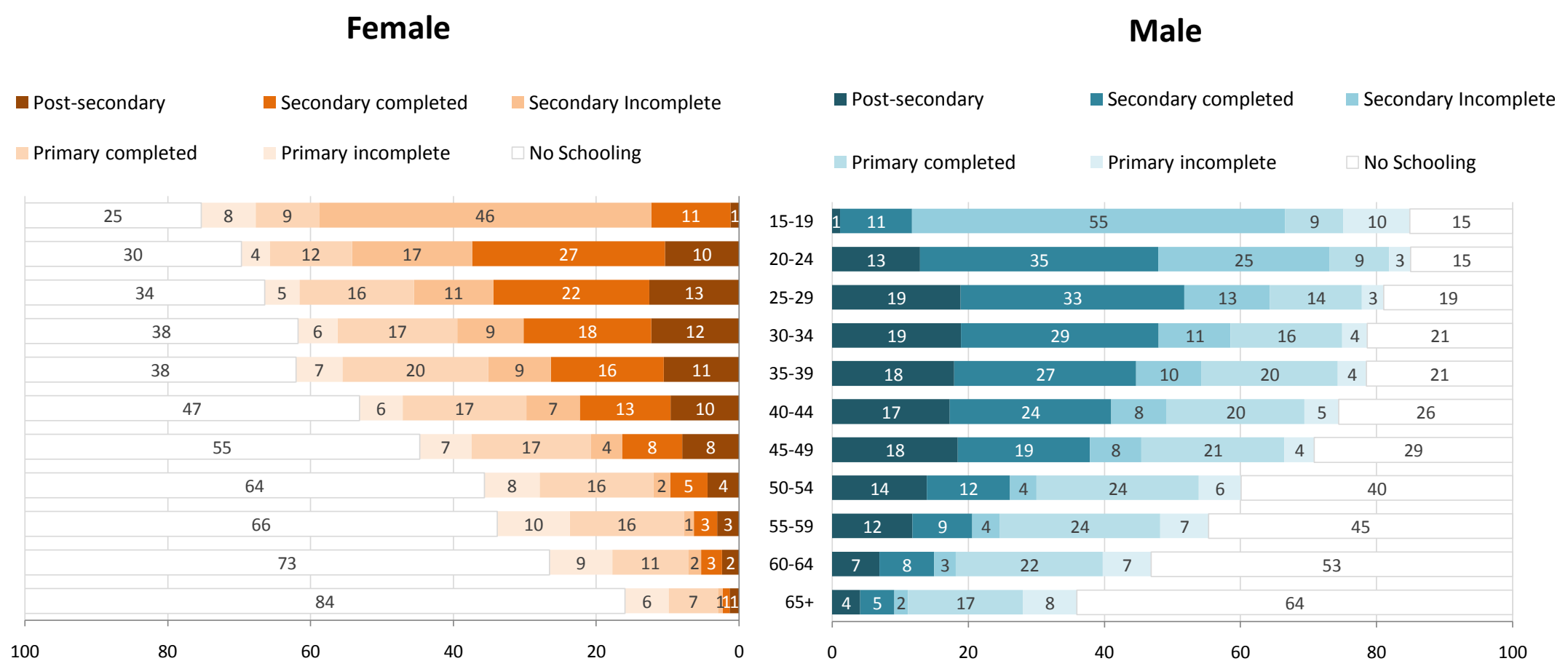
Source: Demographic and Health Survey, 2008

The primary school completion rate is the total number of students attending the last grade of primary school - regardless of age - expressed as a percentage of the official last grade of primary school-age population.

Educational Attainment, Nigeria

Males appear to be better educated than women across all age groups.

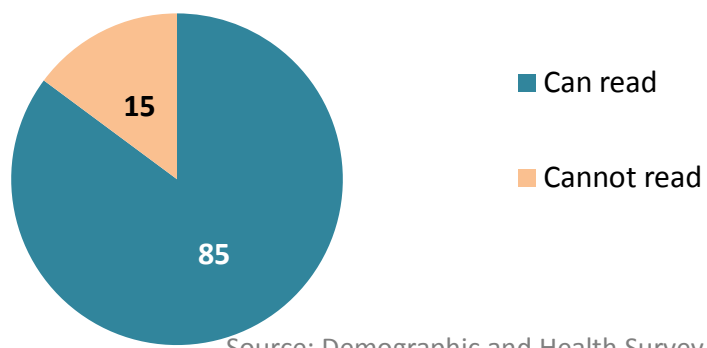
- Among the population aged 15 years old and above, 27% of men and 43% of women have no education.
- 15% of men and 25% of women who are 15-19 year old have never attended school.
- Only 10% of the population aged 15 years old and above have post-secondary education.



Source: Demographic and Health Survey, 2008

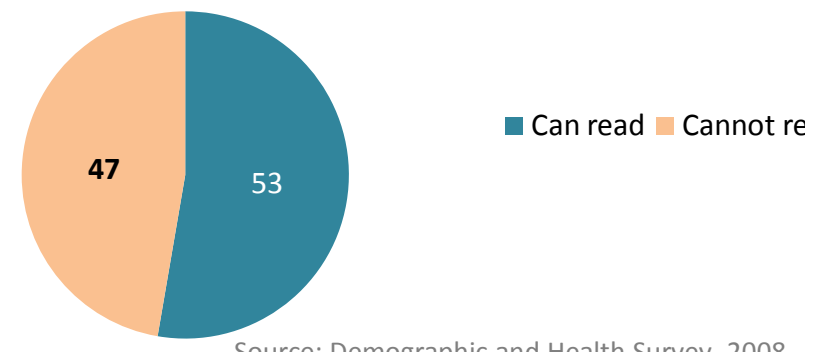
Female Literacy Rates, Nigeria

Female Literacy Rate, Urban



Source: Demographic and Health Survey, 2008

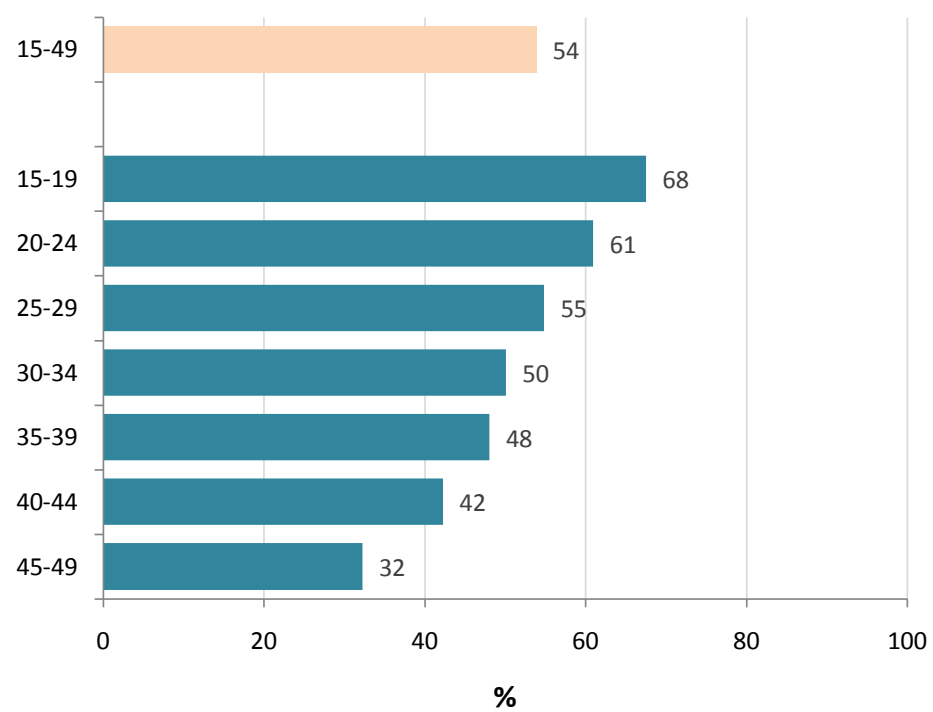
Female Literacy Rate, Rural



Source: Demographic and Health Survey, 2008

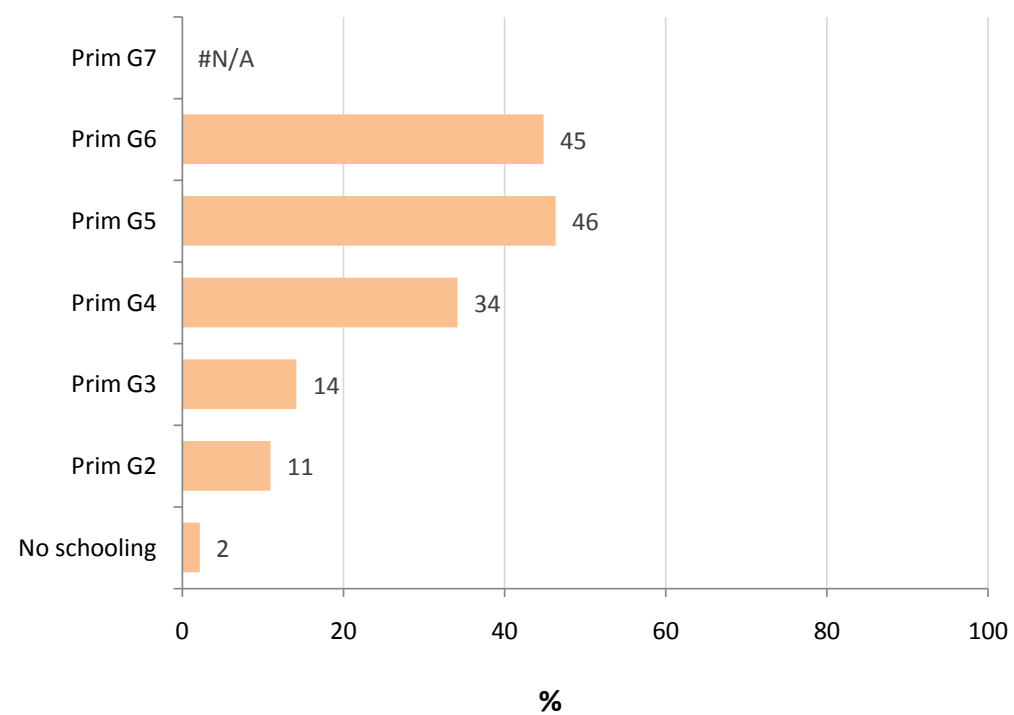
- 85% of women age 15-24 in urban areas can read, compared to 53% in rural areas.
- The percentage of women who can read is 32% among women age 45-49 and 68% among women age 15-19.

Female Literacy Rate by Age



Source: Demographic and Health Survey, 2008

Literacy Rate of Women 15-24 Years Old by Grade Completed



Source: Demographic and Health Survey, 2008

- 34% of women who completed grade 4 can read and literacy rate increases with level of education completed.