

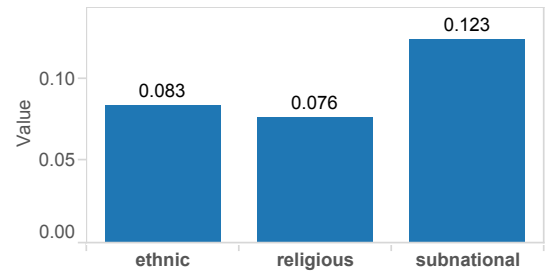
Education Inequality Profile: Sierra Leone

Education Inequality Profiles portray data for 15-24 year olds by ethnic, religious, and subnational composition for the following indicators: Group Gini (GGini) Index, educational attainment, and mean years of schooling.

The GGini, based on mean years of schooling, can be interpreted as a measure of how concentrated the total stock of education is in any group or region. A GGini of 0 would mean that all groups or regions have the same mean years of schooling, while a GGini of 1 can be understood loosely to correspond to a situation where one group or region has essentially exclusive access to all the education in the country.

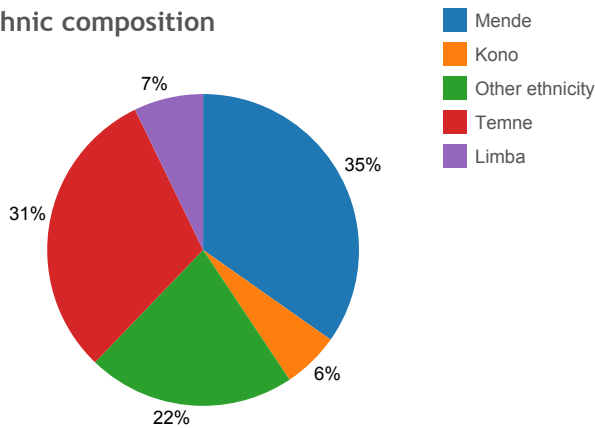
Data for the Sierra Leone profile was extracted from DHS 2008. Sierra Leone's highest GGini is the subnational GGini at 0.123. The Western region has significantly higher educational attainment than the country's other regions, with 15-24 year olds exhibiting almost twice as many mean years of schooling than the rest of the country's 15-24 year olds.

Group Gini

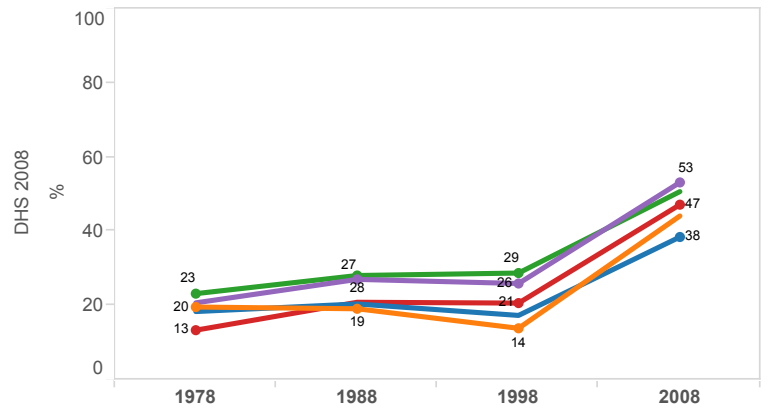


Ethnicity

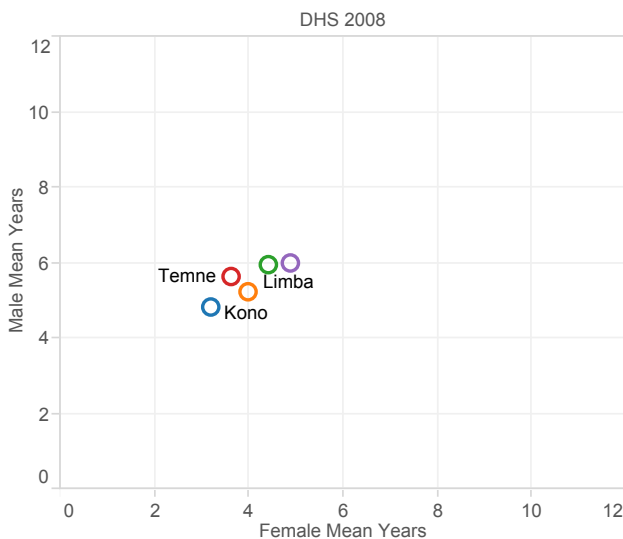
Ethnic composition



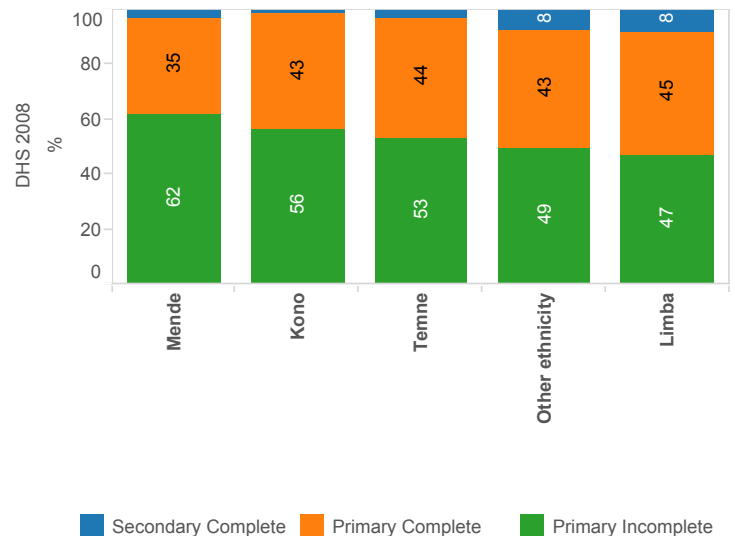
% of population with at least primary education completed



Mean years of schooling by gender and ethnicity



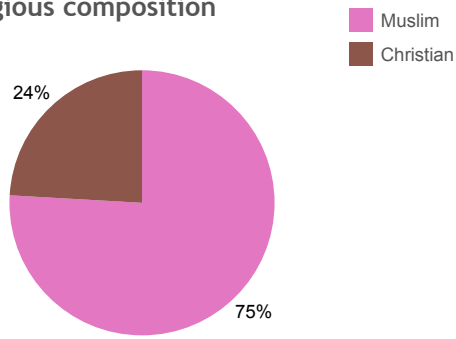
Educational attainment by ethnicity



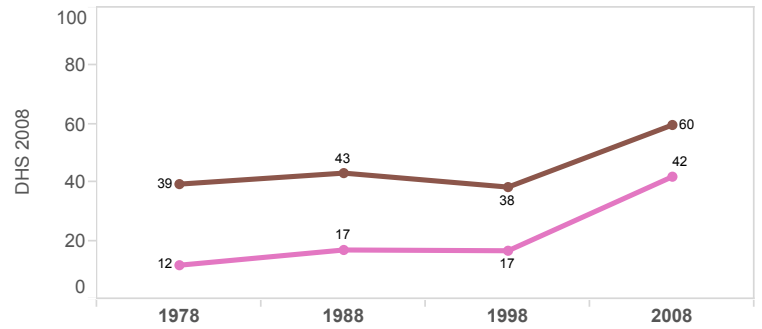
Education Inequality Profile: Sierra Leone

Religion

Religious composition



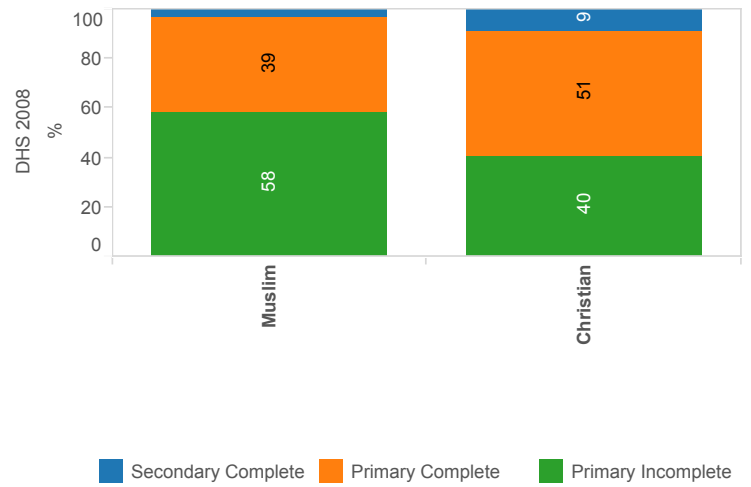
% of population with at least primary education completed



Mean years of schooling by gender and religion

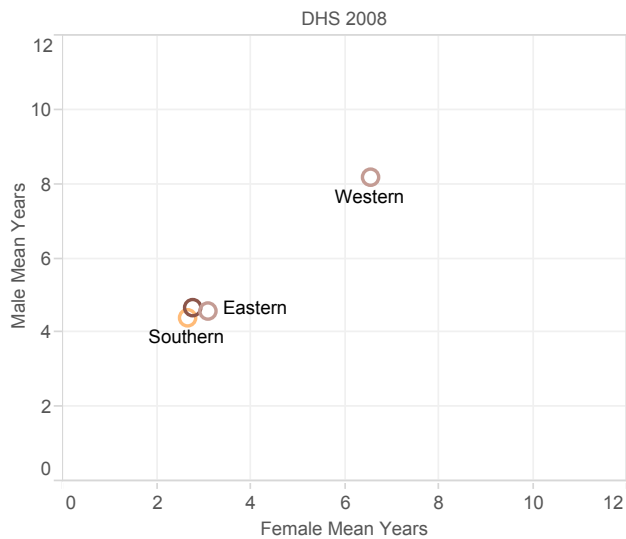


Educational attainment by religion



Region

Mean years of schooling by gender and region



Educational attainment by region

